



# Kasa Smart Wi-Fi Plug Mini



HS105



Compact Design



Remote Access



Scheduling

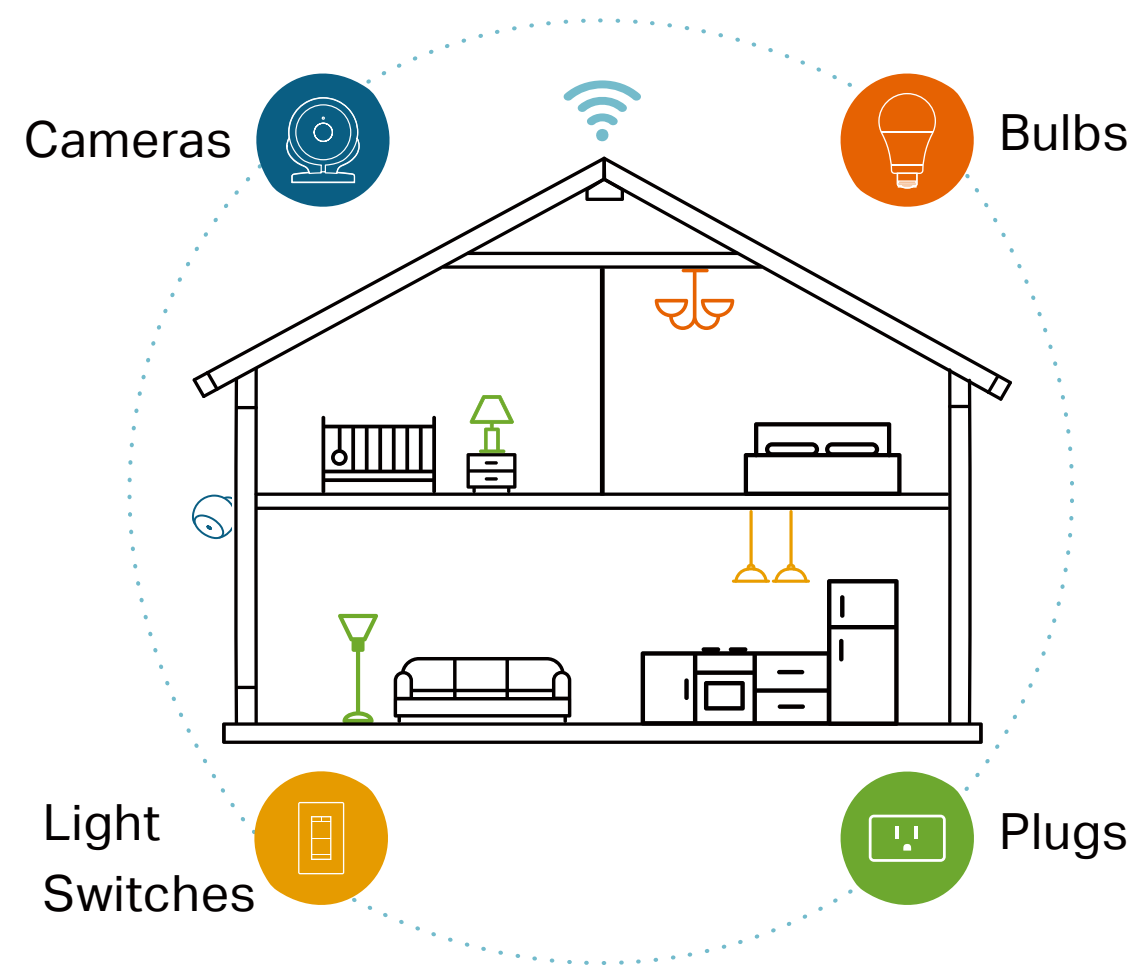


Kasa Smart App

# Highlights

## Your Home. One App.

With the Kasa Smart app, you can easily access and control smart plugs, cameras, light switches, bulbs and more. Checking in on your home is only a few taps away.



Learn more at [tp-link.com/smarthome](https://tp-link.com/smarthome)

## Hands-free Voice Control


Connect your smart plug with Amazon Alexa, Google Assistant and control connected devices by only using your voice.



# Highlights

## Simple to set up and use with Alexa

Setup is faster than ever before with Alexa. Use your Echo device to set up the plug via voice command.



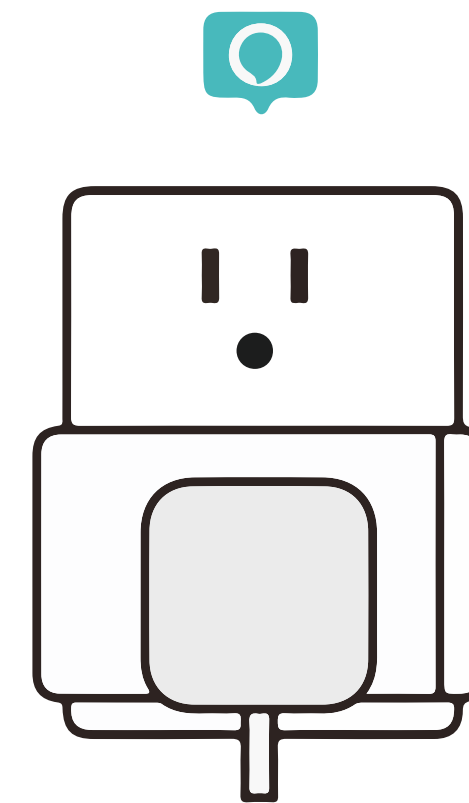
1

Once you've set up your Echo device, plug in your TP-Link smart plug. If Alexa or the Alexa app says "New plug found," go straight to step 3.



2

In the Kasa app, click the '+' icon and then follow the step-by-step instructions to set up your smart plug and link your TP-Link account to Amazon.



3

To use your device with Alexa, just say "Alexa, turn on First Plug."

# Highlights

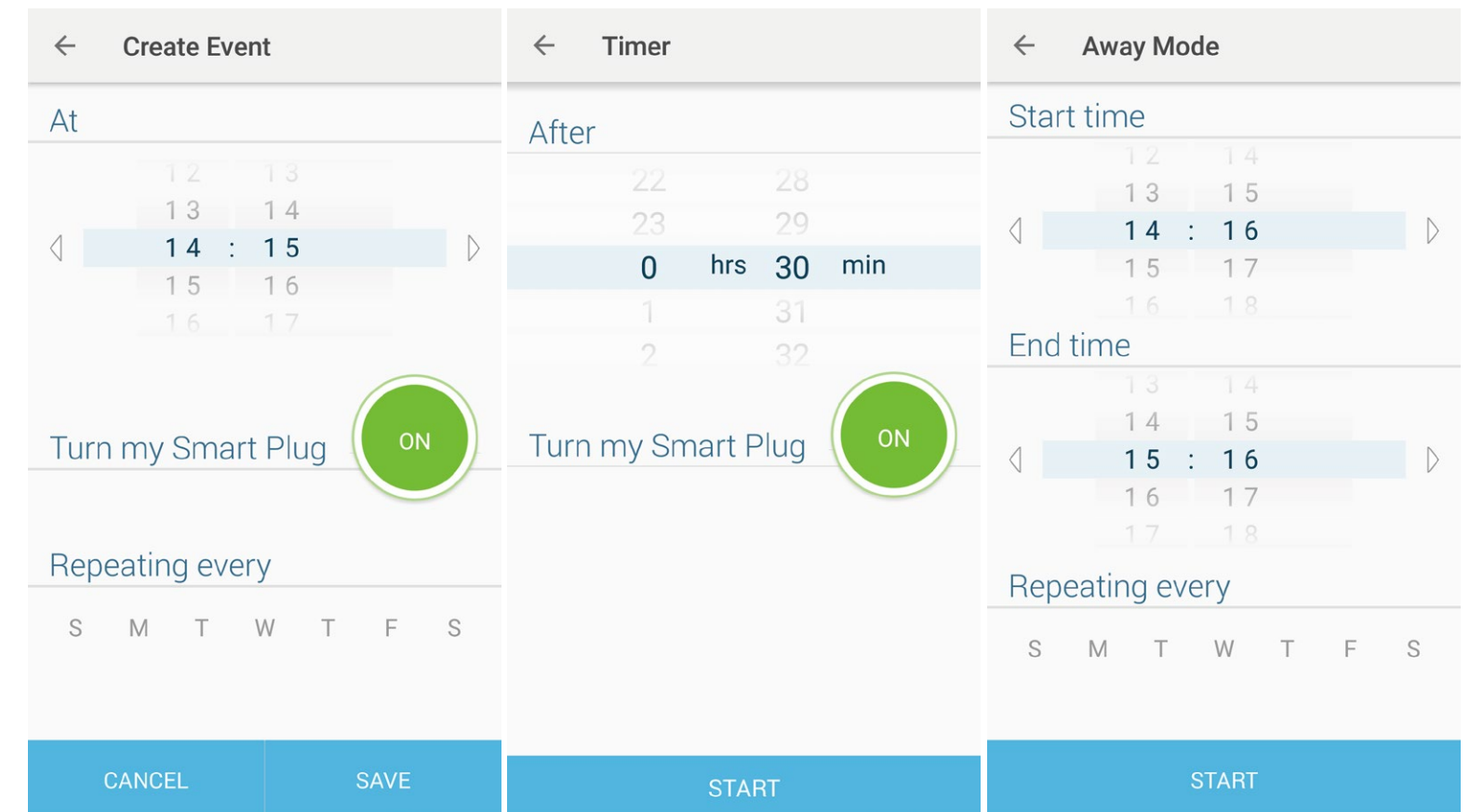
## Remote Access

Control devices connected to the smart plug wherever you have internet using the free Kasa app on your smartphone.



## Scheduling

Set schedules with the Kasa Smart app to automatically turn your smart plug on or off while you're away.





# Features



## Ease of Use

- **Easy Setup** – Download the Kasa Smart app and follow the setup instructions for your plug
- **Remote Control** – The smart plug make it easy to manage your household electronic devices anywhere in the world with with the free Kasa Smart app on your phone



## Compatibility

- **Works with Vocie Assistants** – Control smart plugs using the leading voice assistants such as Amazon Echo, Google Assistant
- **Compatible with Android, iOS** – The free Kasa Smart app lets you run smart plugs from any Android (5.0 or higher) or iOS (iOS 10 or higher) devices



## Smart Action

- **Scheduling** – Set schedules to turn on/off the smart plugs at any chosen time for your convenience
- **Scenes** – Customize a scene to activate a group of smart devices simultaneously, allowing you to easily set your mood, activity or fit any special occasion.

# Specifications

## Working Status

- Input voltage: 100-120VAC
- Output voltage: 100- 120VAC
- Maximum Load: 15A
- Maximum Power: 1.80KW



## General

- Package Contents:
  - Smart Wi-Fi Plug Mini HS105
  - Quick Start Guide
- Certifications: RoHS, FCC, IC, UL
- Material: PC
- Buttons: Power and Settings button
- Operating Temperature: 0 °C~ 40 °C (32°F ~ 104°F)
- Operating Humidity: 10%~90%RH, Non-condensing
- Weight: 90.7g
- Dimensions: 1.49 x 1.57 x 2.61 in. ( 38 x 40 x 66.5 mm )

## Network

- Protocol: IEEE 802.11b/g/n
- Wireless Type: 2.4GHz, 1T1R
- System Requirements: Android 5.0 or higher, iOS 10 or higher

Specifications are subject to change without notice. TP-Link is a registered trademark of TP-Link Technologies Co., Ltd. Other brands and product names are trademarks or registered trademarks of their respective holders. Copyright ©2019 TP-Link Technologies Co., Ltd. All rights reserved.

[www.tp-link.com](http://www.tp-link.com)