


## Category 6 UTP Cable

Part Number:PROCAT6/W



### Application

Voice, Data, Security and Video Applications.  
IP Megapixel CCTV/Analog Installations  
Wire Access Points  
Gigabit Video/data installations

### Standards

ANSI EIA/TIA 568 B.2 Cat.5e of Channel  
ISO/IEC 2nd Edition 11801 Class E of CHANNEL  
PVC Comply with the ROHS Directive 2002/95/EC

### Flame resistance

IEC 60332-1  
CMX

### Construction

Conductor	Copper Clad Aluminum-Magnesium wire (AWG23/1)
Insulation	Polyethylene, $\varnothing 1.02 \pm 0.02$ mm
Twisting	2 cores to the pair
Cable lay up	4 pairs to the core
Sheath CMX	PVC White

### Mechanical properties

Minimum bending radius	Installation	8 x D
Temperature range	Installed during operation	4 x D
	during installation	-20 °C ~ + 60 °C
		0 °C ~ + 50 °C

## Electrical properties @ 20°C

<b>Dielectric strength</b>	<b>2.5 KV dc-2 seconds</b>
<b>Conductor resistance</b>	<b>Max 22.00 ohm/100M at 20°C</b>
<b>Max. Ring resistance</b>	<b>16.8 Ohm/100M at 20°C</b>
<b>Max. Mutual capacitance</b>	<b>560 pf/100M</b>
<b>Max. Capacity unbalance</b>	<b>330 pf/100M</b>
<b>Mean characteristic impedance 100 MHz</b>	<b>100 ± 15 Ω</b>
<b>Nominal velocity of propagation</b>	<b>approx. 67 %</b>
<b>Propagation delay</b>	<b>Nominal 535 ns/100m</b>
<b>Delay skew</b>	<b>Nominal 20 ns/100m</b>
<b>Test voltage (DC, 1 min)</b>	<b>1000 V</b>

## Nominal transmission characteristics @ 20°C

Frequency (Mhz)	Impedance (Ohm)	Insertion loss (dB)		NEXT (dB)		PS.NEXT (dB)	
		Max	Min	Min	Min		
1	100Ω±15%	2.1		65.0*		62.0*	
4	100Ω±15%	4.0		63.0*		60.5*	
10	100Ω±15%	5.7		56.6*		54.0*	
16	100Ω±15%	8.0		53.2*		50.6	
20	100Ω±15%	9.0		51.6*		49.0*	
25	100Ω±15%	10.1		50.0*		47.3*	
31.25	100Ω±15%	11.4		48.4*		45.7*	
62.3	100Ω±15%	16.5		43.4*		40.6*	
100	100Ω±22%	21.3		39.9*		37.1*	
200	100Ω±22%	31.5		34.8*		31.9	
250	100Ω±22%	35.9		33.1*		30.2*	

## Product Code Table

Product Description	Packing Length	Part Number
23AWG CCA Cat.6 UTP 4P PVC CMX White Color	1000ft easy pull box	PROCAT6/W

© SYSCOM, All Rights Reserved

All sizes and values without tolerances are reference values. Specifications are for product as supplied by Syscom: any modification or alteration afterwards of product may give different result.

The information contained within this document must not be copied, reprinted or reproduced in any form, either wholly or in part, without the written consent of Syscom. The information is believed to be correct at the time of issue. Syscom reserves the right to amend this specification without prior notice. This specification is not contractually valid unless specifically authorised by Syscom.



## Cable ID: PROCAT6-EHLX009M[2]

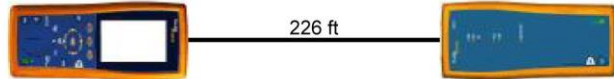
## Test Summary: PASS

Date / Time: 07/08/2017 05:29:37am  
 Headroom: 9.0 dB (NEXT 12-36)  
 Test Limit: TIA Cat 6 Channel  
 Cable Type: Cat 6 UTP

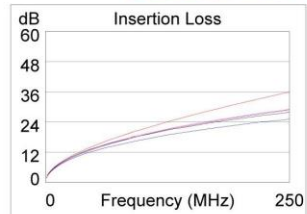
Operator: Your Name  
 Software Version: 2.7400  
 Limits Version: 1.9300  
 NVP: 69.0%

Model: DTX-1800  
 Main S/N: 1739303  
 Remote S/N: 1739304  
 Main Adapter: DTX-CHA002  
 Remote Adapter: DTX-CHA002

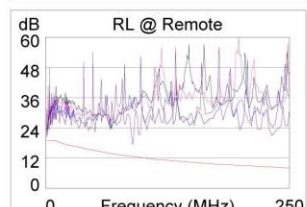
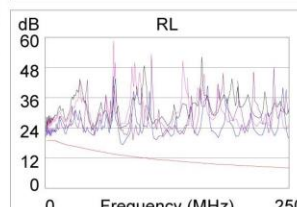
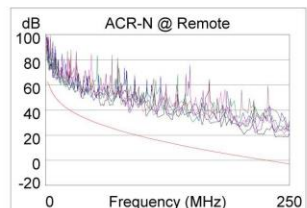
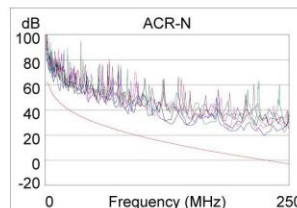
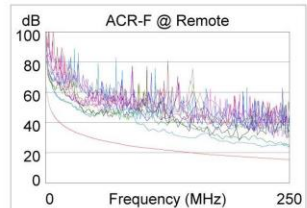
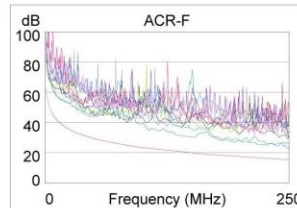
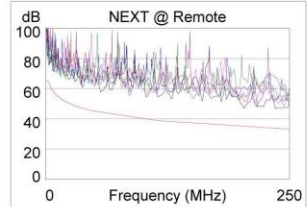
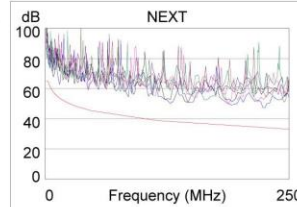
Wire Map (T568B)  
**PASS**



Length (ft), Limit 328	[Pair 78]	226
Prop. Delay (ns), Limit 555		343
Delay Skew (ns), Limit 50		10
Resistance (ohms)	[Pair 78]	26.6
Insertion Loss Margin (dB)	[Pair 36]	6.8
Frequency (MHz)	[Pair 36]	250.0
Limit (dB)	[Pair 36]	35.9



	Worst Case Margin		Worst Case Value	
	MAIN	SR	MAIN	SR
<b>PASS</b>				
Worst Pair	12-36	36-78	12-36	12-78
<b>NEXT (dB)</b>	9.0	11.3	13.4	12.7
Freq. (MHz)	14.9	3.4	224.5	236.0
Limit (dB)	53.7	64.2	33.9	33.5
Worst Pair	12	78	12	12
<b>PS NEXT (dB)</b>	11.0	11.8	13.2	13.4
Freq. (MHz)	14.9	3.6	189.0	236.0
Limit (dB)	51.1	61.2	32.3	30.6
<b>PASS</b>				
Worst Pair	45-36	45-36	45-36	36-45
<b>ACR-F (dB)</b>	7.3	7.4	7.3	8.3
Freq. (MHz)	249.0	222.0	249.0	249.0
Limit (dB)	15.3	16.3	15.3	15.3
Worst Pair	36	45	36	45
<b>PS ACR-F (dB)</b>	9.7	9.9	9.7	9.9
Freq. (MHz)	249.0	249.0	249.0	249.0
Limit (dB)	12.3	12.3	12.3	12.3
<b>N/A</b>				
Worst Pair	12-36	36-78	12-36	12-78
<b>ACR-N (dB)</b>	9.1	11.6	19.3	19.2
Freq. (MHz)	14.9	3.4	224.5	236.0
Limit (dB)	46.0	60.5	0.2	-1.2
Worst Pair	12	78	36	78
<b>PS ACR-N (dB)</b>	11.6	12.1	21.6	22.2
Freq. (MHz)	14.9	3.6	223.5	241.5
Limit (dB)	43.4	57.4	-2.6	-4.8
<b>PASS</b>				
Worst Pair	78	12	12	78
<b>RL (dB)</b>	1.5	3.5	4.0	4.9
Freq. (MHz)	4.9	3.6	79.0	89.5
Limit (dB)	19.0	19.0	13.0	12.5



Compliant Network Standards:  
 10BASE-T      100BASE-TX      100BASE-T4  
 100BASE-T      ATM-25            ATM-51  
 ATM-155      100VG-AnyLan    TR-4  
 TR-16 Active    TR-16 Passive

LinkWare Version 6.2

